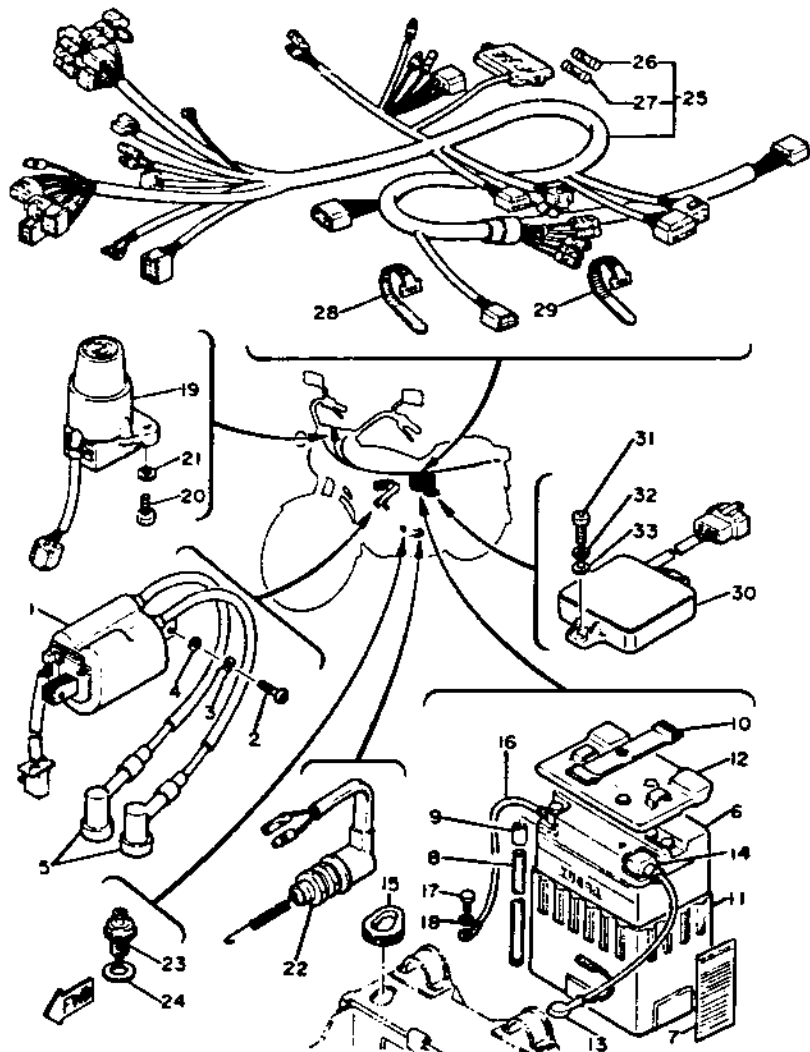


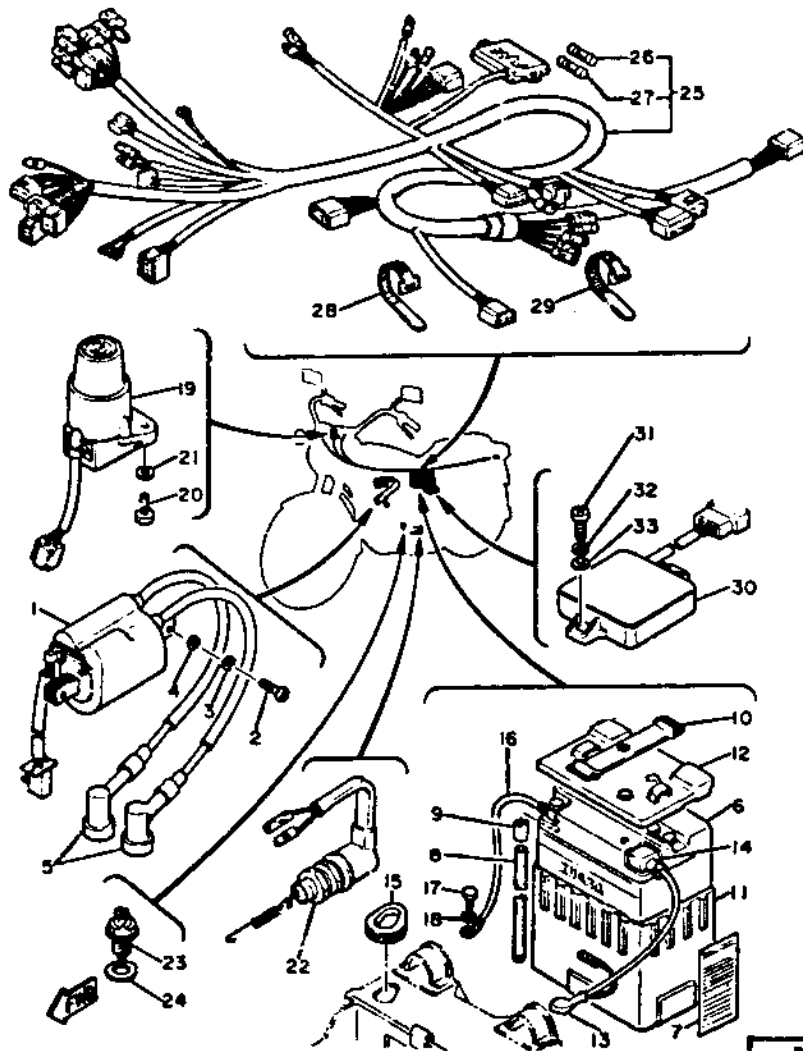
# ELECTRICAL 1



Ref. No.	Part Number	Description	Qty.	Remarks
1	4M4-82310-60-00	IGNITION COIL ASS'Y	1	
2	92501-06025-00	SCREW, pan head	2	
3	92903-06100-00	WASHER, spring (92901-06100)	2	
4	92901-06600-00	WASHER, plate	2	
5	256-82370-00-00	PLUG CAP ASS'Y	2	
	512-82370-10-00	PLUG CAP ASS'Y	2	w/Noise Suppressor (Optional)
6	447-82110-79-00	BATTERY ASS'Y (YUASA YB14L-A2)(447-82110-82)	1	
7	LIT-82141-09-00	LABEL, battery (118-82141-09)	1	
8	90445-08048-00	HOSE	1	
9	90386-07043-00	BUSH	1	
10	120-82131-00-00	BAND, battery	1	
11	3G1-82122-00-00	SEAT, battery	1	
12	2M0-82129-00-00	COVER, battery	1	
13	447-82115-01-00	WIRE, plus lead	1	
14	447-82119-00-00	COVER, lead wire	1	
15	447-82128-00-00	GROMMET	1	
16	447-82116-00-00	WIRE, minus lead	1	
17	97301-06012-00	BOLT	1	
18	92903-06100-00	WASHER, spring (92901-06100)	1	

Battery: Model / Specific Gravity / Charge Rate	Yuasa YB14L-A2 (12V 14AH) / 1.28 / 1.4A
Maximum Output	14V 16A @ 5000 rpm
<b>IGNITION SYSTEM</b>	Transistor-Controlled Ignition
Ignition Timing	15° Mark
	Std: 15° @ 1200 rpm Adv: 40° @ Approx. 3200 rpm
Ignition Coil Test Gap / Primary $\Omega$ / Secondary $\Omega$	8mm / 2.5 $\Omega$ $\pm$ 10% / 11K $\Omega$ $\pm$ 20%
Pulse Coil or Pickup Coil Color Code / $\Omega$	Org ~ Blk / Gry ~ Blk / 700 $\Omega$ $\pm$ 20%
Field Coil Color Code / $\Omega$	Note: Br ~ Br / 5.3 $\Omega$ $\pm$ 10% Green ~ Blk / 1.6 $\Omega$ $\pm$ 10%

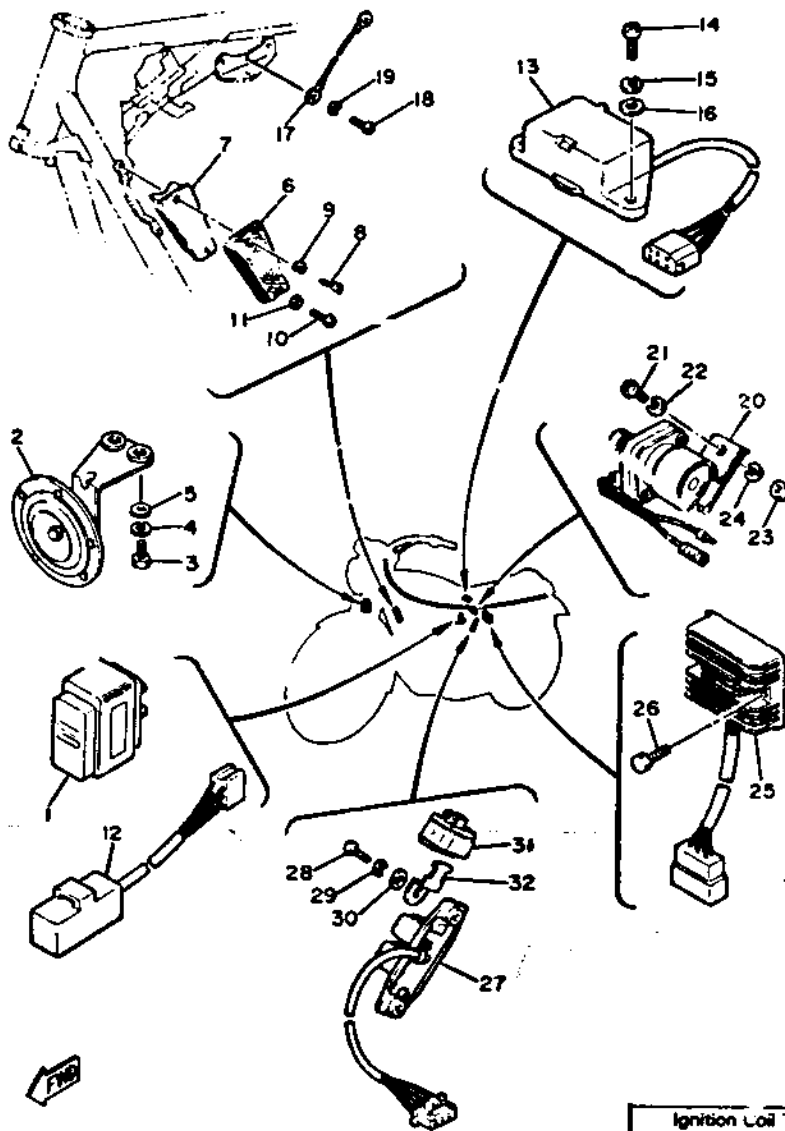
# ELECTRICAL 1



Ref. No.	Part Number	Description	Qty.	Remarks
19	4H7-82508-50-00	MAIN SWITCH ASS'Y .....	1	
20	97321-06016-00	BOLT (97322-06016) .....	2	
21	92902-06600-00	WASHER .....	2	
22	533-82530-00-00	STOP SWITCH ASS'Y .....	1	
23	3G1-82540-00-00	NEUTRAL SWITCH ASS'Y.....	1	
24	90201-12790-00	WASHER, plate .....	1	
25	4M4-82590-50-00	WIRE HARNESS ASS'Y.....	1	
26	1A0-82151-00-00	. FUSE (12V-10A).....	3	
27	1A0-82161-00-00	. FUSE (12V-20A).....	1	
28	447-82591-00-00	BAND .....	4	
29	435-13474-00-00	BAND .....	1	
30	4M4-82305-10-00	IGNITOR UNIT ASS'Y .....	1	
31	92501-06025-00	SCREW, pan head.....	2	
32	92903-06100-00	WASHER, spring (92901-06100)	2	
33	90201-06067-00	WASHER, plate.....	2	

Battery: Model / Specific Gravity / Charge Rate	Yucca YB14L-A2 (12V 14AH) / 1.28 / 1.4A
Maximum Output	14V 16A @ 3000 rpm
<b>IGNITION SYSTEM</b>	Transistor-Controlled Ignition
Ignition Timing	15° Mark
	Std: 15° @ 1200 rpm Adv: 40° @ Approx. 3200 rpm
Ignition Coil Test Gap / Primary Ω / Secondary Ω	6mm / 2.5 Ω ± 10% / 11K Ω ± 20%
Pulse Coil or Pickup Coil Color Code / Ω	Org ~ Blk / Gry ~ Blk / 700 Ω ± 20%
Field Coil Color Code / Ω	Red ~ Gr ~ Blk / 5.3 Ω ± 20% Green ~ Blk / 1.6 Ω ± 20%

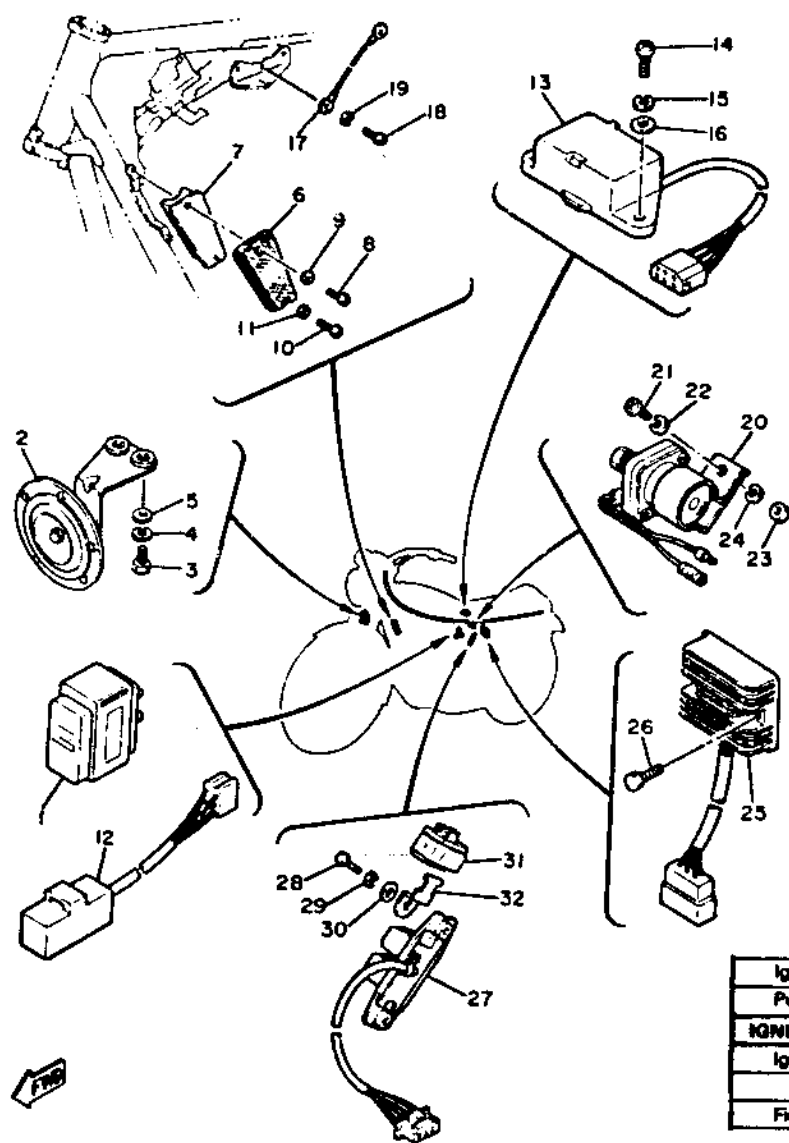
# ELECTRICAL 2



Ref. No.	Part Number	Description	Qty.
1	3G1-83350-70-00	FLASHER RELAY ASS'Y.....	1
2	2M0-83371-51-00	HORN .....	1
3	97301-08025-00	BOLT.....	2
4	92903-08100-00	WASHER, spring (92901-08100)	2
5	90201-08107-00	WASHER, plate .....	2
6	3G1-85110-00-00	FRONT REFLECTOR ASS'Y.....	2
7	3G1-85127-00-00	BASE, reflector .....	2
8	98503-04014-00	SCREW, panhead (98503-04015)	2
9	92901-04600-00	WASHER, plate .....	2
10	98503-04014-00	SCREW, panhead (98503-04015)	2
11	92901-04600-00	WASHER, plate .....	2
12	1A0-83395-03-00	FLASHER CANCELLING UNIT	1
13	1T3-84308-00-00	RESERVE LIGHTING UNIT ASS'Y	1
14	92503-06018-00	SCREW, panhead (92501-06018)	2
15	92903-06100-00	WASHER, spring (92901-06100)	2
16	92901-06600-00	WASHER, plate .....	2
17	256-81615-00-00	WIRE, lead.....	1
18	92501-06002-00	SCREW, pan head.....	1
19	92903-06100-00	WASHER, spring (92901-06100)	1

Ignition Coil Test Gap / Primary $\Omega$ / Secondary $\Omega$	8mm / 2.5 $\Omega$ $\pm$ 10% / 11K $\Omega$ $\pm$ 20%
Pulse Coil or Pickup Coil Color Code / $\Omega$	Org ~ Blk / Gry ~ Blk / 700 $\Omega$ $\pm$ 20%
<b>IGNITION SYSTEM</b>	Transistor-Controlled Ignition
Ignition Timing	15° Mark
	Std: 15° @ 1200 rpm Adv: 40° @ Approx. 3200 rpm
Field Coil Color Code / $\Omega$	Rear: Gr ~ Br / 5.3 $\Omega$ $\pm$ 10% Steer: Wh ~ Br / 5.8 $\Omega$ $\pm$ 10%

# ELECTRICAL 2



Ref. No.	Part Number	Description	Qty.	Rem.
20	447-81940-10-00	STARTER SWITCH ASS'Y.....	1	
21	92503-06015-00	SCREW, panhead (92501-06015)	1	
22	92903-06100-00	WASHER, spring (92901-06100)	1	
23	95301-06700-00	NUT.....	2	
24	92903-06100-00	WASHER, spring (92901-06100)	2	
25	3G1-81960-50-00	RECTIFIER & REGULATOR ASS'Y	1	
26	90109-07558-00	BOLT.....	2	
27	2F0-81950-50-00	RELAY ASS'Y.....	1	
28	92501-06030-00	SCREW, pan head.....	2	
29	92903-06100-00	WASHER, spring (92901-06100)	2	
30	90201-06052-00	WASHER, plate.....	2	
31	12R-81950-00-00	RELAY ASS'Y (4H7-81950-01)	1	
32	4M4-81953-00-00	STAY, relay.....	1	

Ignition Coil Test Gap / Primary $\Omega$ / Secondary $\Omega$	8mm / 2.5 $\Omega$ $\pm$ 10% / 11K $\Omega$ $\pm$ 20%
Pulser Coil or Pickup Coil Color Code / $\Omega$	Org ~ Blk / Gry ~ Blk / 700 $\Omega$ $\pm$ 20%
<b>IGNITION SYSTEM</b>	Transistor-Controlled Ignition
Ignition Timing	15° Mark
	Std: 15° @ 1200 rpm Adv: 40° @ Approx. 3200 rpm
Field Coil Color Code / $\Omega$	Rear: Br ~ Br / 5.3 $\Omega$ $\pm$ 10% Star: Wht ~ Wht / 8.6 $\Omega$ $\pm$ 10%